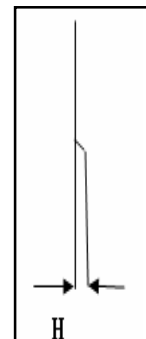
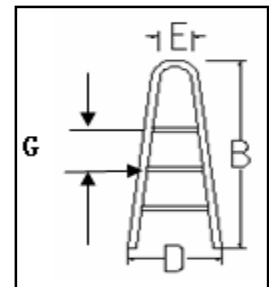
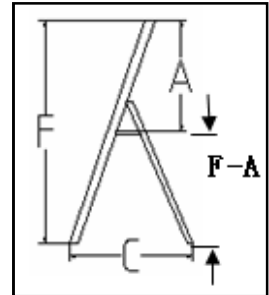


6 PELDAÑOS
MOD.: R16006



CAP. MAXIMA

120Kg



ITEMS	A (CM)	B (CM)	C (CM)	D (CM)	E (CM)	F (CM)
R16006	50	191	108	49	30	186