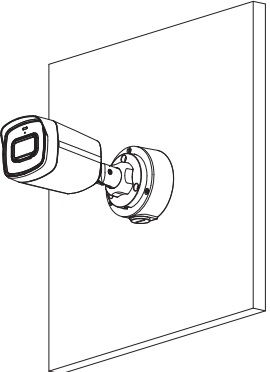
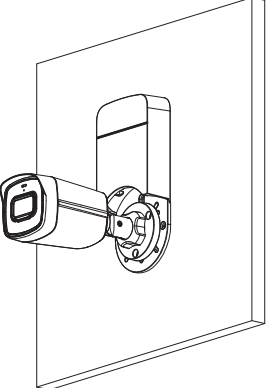
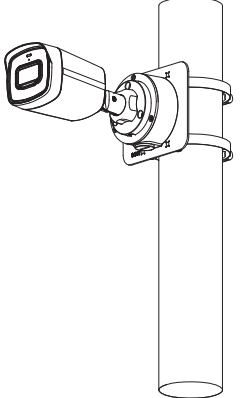


Junction Mount	Junction Mount	Pole Mount
PFA134	PFA12A	PFA134+PFA152-E
 <p>A technical line drawing showing a camera lens assembly mounted to a flat rectangular plate. The camera is oriented horizontally, pointing to the left. The mounting hardware consists of a circular base with a central hole and a lens protruding from the front.</p>	 <p>A technical line drawing showing a camera lens assembly mounted to a flat rectangular plate. The camera is oriented horizontally, pointing to the left. The mounting hardware includes a vertical bracket that fits into a slot on the plate, with a circular base and a lens protruding from the front.</p>	 <p>A technical line drawing showing a camera lens assembly mounted to a vertical cylindrical pole. The camera is oriented horizontally, pointing to the left. The mounting hardware consists of a circular base with a lens protruding from the front, which is secured to the pole by a clamp-like mechanism.</p>